



This softshell gilet has set new standards for bodywarmers. Highly water resistant and windproof it also delivers on style and warmth coupled with freedom of movement.

- Side pockets and chest pocket with inner lining, reversed zips and cord pulls
- Full zip with inner storm flap and zip neck protector at collar
- Bungee cord in hem
- Drop tail
- Fully launderable 40°C wash and low temperature tumble dry (do not use fabric softeners)



MATERIAL:

92% Polyester; 8% elastane; 3 layer soft shell fabric



WEIGHT:

340g/m²



PACKING:

Pack 1; Carton 12



LAUNDRY CARE:

Suitable for 40°C wash and low temperature tumble dry (do not use fabric softeners)



ORIGIN:

China

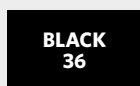
		XS	S	M	L	XL	2XL
Your body measurement							
To fit chest	cm	87/92	92/97	97/102	102/107	107/112	112/117
	Ins	34/36	36/38	38/40	40/42	42/44	44/46
Garment dimensions							
Chest Size: cm		100	106	112	118	124	130
Body Length: cm		63.5	66	68.5	71	73.5	76
Back Length: cm		70	72.5	75	77.5	80	82.5

DECORATOR NOTES

Large left chest side decoration access. This is one of the most successful softshell lines on the market, tried and tested many, many times.




COLOURS



PANTONE®
FABRIC: 19-4005 TPX
PAPER: BLACK C
C:100 M:50 Y:50 K:100



PANTONE®
FABRIC: 16-0439 TPX
PAPER: 7495 C
C:18 M:0 Y:100 K:51



PANTONE®
FABRIC: 19-1764 TPX
PAPER: 1945 C
C:0 M:100 Y:80 K:25



PANTONE®
FABRIC: 19-4010 TPX
PAPER: 532 C
C:100 M:85 Y:35 K:55



PANTONE®
FABRIC: 19-3906 TPX
PAPER: COOLGREY 11 C
C:35 M:5 Y:0 K:85



PANTONE®
FABRIC: 18-4141 TPX
PAPER: 660 C
C:100 M:53 Y:0 K:3



Diese Softshell-Weste hat neue Standards für Bodywarmer gesetzt. Wasser- und windabweisend, bietet diese Weste modernes Styling und Wärme bei optimaler Bewegungsfreiheit.

- Moderne Passform mit mattem Oberflächen-Finish
- Durchgehender Reißverschluss mit Zugband, Regenblende und Reißverschlusschutz am Kragen
- Seitentaschen mit Futter aus Netzgewebe
- Individuell verstellbare Ärmelabschlüsse
- Kordelzug im Saum
- Voll gefütterter, weicher Innenkragen
- Voll waschbar 30°C Wäsche (Schonwaschgang), trocknergeeignet bei niedriger Temperatur (bitte keinen Weichspüler verwenden)



MATERIAL:

92% Polyester; 8% Elasthan, dreilagiges Softshell-Material



GEWICHT:

340g/m²



VERPACKUNG:

Pack 1; Karton 12



WASCHANLEITUNG:

Geeignet für 40° Wäsche, im Trockner niedrige Temperatur wählen (bitte keinen Weichspüler verwenden)



HERKUNFT:

China

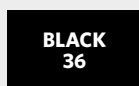
		XS	S	M	L	XL	2XL
Ihre Körper Maße							
Brustumfang	cm	87/92	92/97	97/102	102/107	107/112	112/117
	Ins	34/36	36/38	38/40	40/42	42/44	44/46
Kleidergrößen							
Brustumfang: cm		100	106	112	118	124	130
Körperlänge: cm		63.5	66	68.5	71	73.5	76
Rückenlänge: cm		70	72.5	75	77.5	80	82.5

HINWEISE ZUR VEREDLUNG

Großzügiger Veredelungszugang im Brustbereich links. Eine der erfolgreichsten Softshell-Jacken auf dem Markt, erprobt und bewährt.




FARBEN



PANTONE®
FABRIC: 19-4005 TPX
PAPER: BLACK C
C:100 M:50 Y:50 K:100



PANTONE®
FABRIC: 16-0439 TPX
PAPER: 7495 C
C:18 M:0 Y:100 K:51



PANTONE®
FABRIC: 19-1764 TPX
PAPER: 1945 C
C:0 M:100 Y:80 K:25



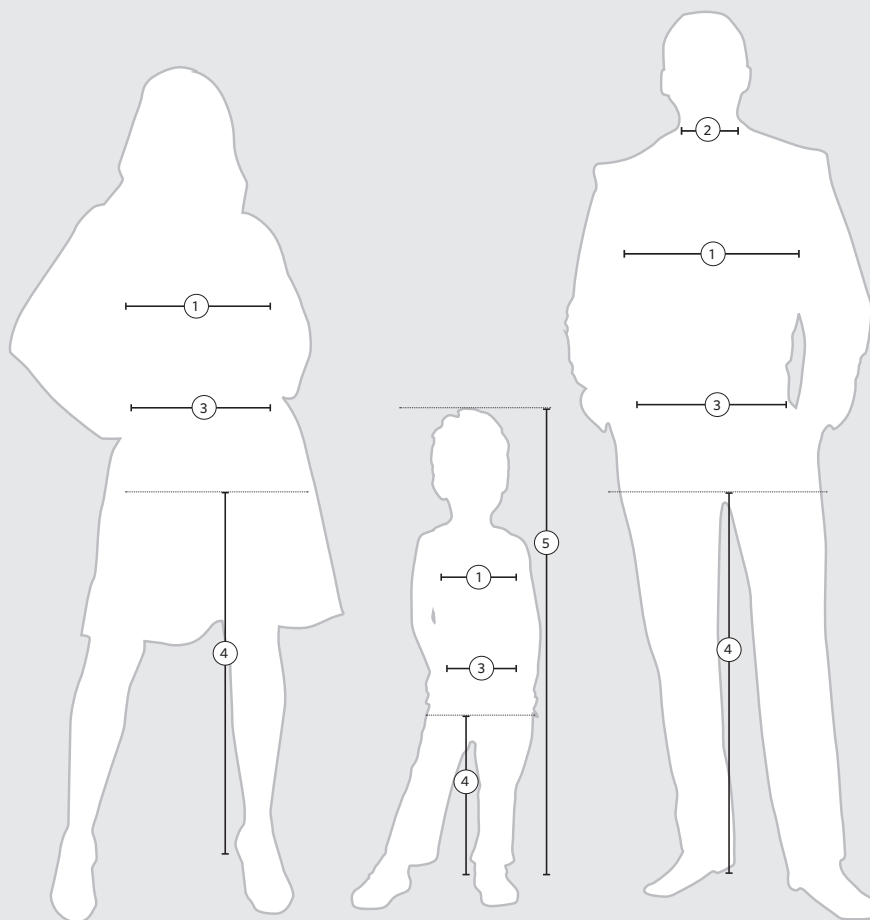
PANTONE®
FABRIC: 19-4010 TPX
PAPER: 532 C
C:100 M:85 Y:35 K:55



PANTONE®
FABRIC: 19-3906 TPX
PAPER: COOLGREY 11 C
C:35 M:5 Y:0 K:85



PANTONE®
FABRIC: 18-4141 TPX
PAPER: 660 C
C:100 M:53 Y:0 K:3



All of our measurements are based on actual "To Fit" body sizes and not the size of the actual garment itself e.g. a polo shirt with a chest to fit size of 92-97cms / 36-38" will fit someone with similar chest measurements; trousers with a waist to fit of 50 Europe / 34" will fit someone with similar waist measurements etc.

To help you select the most appropriate size of garment(s) please refer to our measuring tips below.

Chest

Men: measure around the fullest part of the chest, 2.5cms below the underarm area ①

Women: measure around the fullest part of the bust ①

Children: measure under the arms around the fullest part of the chest ①

Collar

Men: measure around the base of the neck ②

Waist

All: measure around the natural waist, ensuring the measuring tape is kept taut ③

Leg Length

All: measure from the top of the inside leg at the crotch down to where trousers are normally worn with shoes ④

Height

Children: standing still, with feet together and flat on the floor, measure from the top of the head to the ground ⑤



Size Guide

All Products (excl. Shirts, Trousers, Shorts & Sweatpants)

Ladies'	XXS	XS	S	M	L	XL	2XL	3XL	4XL	5XL	6XL
Chest to fit (CM)	72-77	77-82	82-87	87-92	92-97	97-102	102-107	107-112	112-117	117-122	122-127
Chest to fit (INS)	28-30	30-32	32-34	34-36	36-38	38-40	40-42	42-44	44-46	46-48	48-50

Dress Size

UK	6	8	10	12	14	16	18	20	22	24	26
France	34	36	38	40	42	44	46	48	50	52	54
Italy	38	40	42	44	46	48	50	52	54	56	58
Germany/Europe	32	34	36	38	40	42	44	46	48	50	52

Men's	XXS	XS	S	M	L	XL	2XL	3XL	4XL	5XL	6XL
Chest to fit (CM)	82-87	87-92	92-97	97-102	102-107	107-112	112-117	117-122	122-127	127-132	132-137
Chest to fit (INS)	32-34	34-36	36-38	38-40	40-42	42-44	44-46	46-48	48-50	50-52	52-54

Shirts

Ladies'	XXS	XS	S	M	L	XL	2XL	3XL	4XL	5XL	6XL
Chest to fit (CM)	72-77	77-82	82-87	87-92	92-97	97-104	104-112	112-120	120-130	130-137	137-144
Chest to fit (INS)	28-30	30-32	32-34	34-36	36-38	38-41	41-44	44-47	47-51	51-54	54-57

Dress Size

UK	6	8	10	12	14	16	18	20	22	24	26
France	34	36	38	40	42	44	46	48	50	52	54
Italy	38	40	42	44	46	48	50	52	54	56	58
Germany/Europe	32	34	36	38	40	42	44	46	48	50	52

Men's	S	M	L	XL	2XL	3XL	4XL	5XL	6XL
Collar to fit (CM)	37-38	39-40	41-42	43-44	45-46	47-48	49-50	51-52	53-54
Dual Collar Sizes (INS)	14.5/15	15.5	16/16.5	17/17.5	18	18.5/19	19.5	20	21
Individual Collar Sizes (INS)	14.5 15	15.5	16 16.5	17 17.5	18	18.5 19	19.5	20	21
Chest to fit (CM)	92-97	97-102	102-107	107-112	112-117	117-122	122-127	127-132	132-137
Chest to fit (INS)	36-38	38-40	40-42	42-44	44-46	46-48	48-50	50-52	52-54

Trousers & Shorts

UK (INS)	28	30	32	34	36	38	40	42	44	46	48
EUROPE	44	46	48	50	52	54	56	58	60	62	64

	Short	Regular	Long
Leg Length (CM)	76	81	86
Leg Length (INS)	30	32	34

Sweatpants

	S	M	L	XL
UK (INS)	30	32	34	36
Europe	46	48	50	52

Blazers

Girls'

Chest to fit (CM)	68	71	73	76	79	81	84	86	89	91	96	101	106	112	117
Chest to fit (INS)	27	28	29	30	31	32	33	34	35	36	38	40	42	44	46

Boys'

Chest to fit (CM)	71	73	76	79	81	84	86	89	91	94	96	101	106	112	117	122
Chest to fit (INS)	28	29	30	31	32	33	34	35	36	37	38	40	42	44	46	48

All Children's Products (excl. Sweatpants)

	XS	S	M	L	XL	2XL	3XL	4XL
Age (Years)	1-2	3-4	5-6	7-8	9-10	11-12	13-14	15-16
Height (CM)	90	104	116	128	140	152	164	176
Chest to fit (CM)	51-56	56-63	63-71	71-76	76-81	81-86	86-91	91-96
Chest to fit (INS)	20-22	22-25	25-28	28-30	30-32	32-34	34-36	36-38

Sweatpants (Children)

	S	M	L	XL	2XL
Age (Years)	3-4	5-6	7-8	9-10	11-12
Height (CM)	104	116	128	140	152
Waist to fit (CM)	53	55	58	61	66
Waist to fit (INS)	21	22	23	24	26